

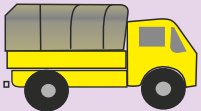
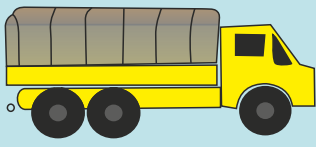
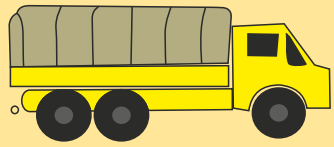
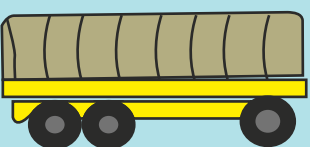


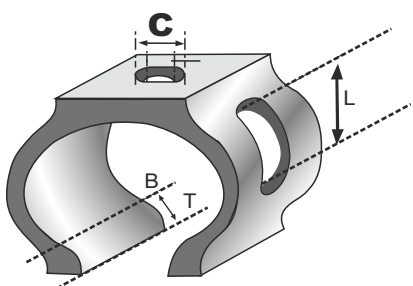


Kwik Patch Private Limited (Cell :+91-9500168196)

RADIAL TYRES - SECTION REPAIR - PATCH SELECTION CHART

| VEHICLE | TYRE SIZE | INJURY SIZE (in mm) | | | KWIK PATCH |
|---|---|-----------------------|-------|----------|------------|
| | | SIDE WALL | CROWN | SHOULDER | |
| CAR  | Q | 12 6 | 10 10 | 8 | 10 |
| | S/T | 35 20 | 20 20 | | 14 |
| | H | 12 6 | 8 8 | 6 | 10 |
| | V | 30 15 | 12 12 | | 12 |
| | | | 6 6 | 6 6 | 3 |
| SUV  | 165 - 215 | 6 6 | 6 6 | | 12 |
| LIGHT TRUCK  | 6,00 - 7,50 7 - 8,5 | 10 10 | 10 10 | 8 | 20 |
| | | 60 15 | | | |
| | | 50 20 | 15 15 | 10 | 22 |
| | | 80 10 | | | |
| | | 60 25 | 40 25 | 15 | 40 |
| HEAVY TRUCK  | 8,25 - 10,00 9 - 11 11/ 235/ - 285/ | 80 1 Cable | | | 24 |
| | | 60 2 Cable | | | |
| | | 10 6 | 10 10 | 8 | 20 |
| | | 80 10 | 40 20 | 15 | 40 |
| | | 60 20 | | | |
| | | 110 10 | 50 25 | 20 | 42 |
| | | 80 25 | | | |
| | | 130 20 | 70 40 | 25 | 44 |
| | | 80 40 | | | |
| | | | 25 10 | | 25 |
| MULTI AXLE TRUCK  | 11.00 - 13.00 12 - 15 12/ - 13/ 295/ - 365 | | 25 10 | | 25 |
| | | | 35 20 | | 35 |
| | | | 60 40 | | 45 |
| | | 80 1 Cable | | | 24 |
| | | 60 2 Cable | | | 26 |
| | | 120 1 Cable | | | 28 |
| | | 60 3 Cable | | | |
| | | 140 1 Cable | | | |
| | | 80 2 Cable | | | |
| | | | | | |
| TRAILER  | 14,00 16.5 15,5/ 385/ 445 | 30 12 | 12 12 | 10 | 10 |
| | | 100 10 | | | |
| | | 60 20 | 30 20 | 20 | 20 |
| | | 130 20 | | | |
| | | 60 30 | 50 30 | 25 | 25 |
| | 100 40 | 70 40 | 30 | 30 | |

NOTE : T B - Non Repairable Area (passenger - 10mm, Light truck - 57mm and Heavy Truck - 75mm).



L - Length in mm in Radial Running Direction.

W - Width of Injury in Cables of Body Plies.

C - Diameter of the Injury in the Body Plies on Crown.

S - Cable Damage of the Body Plies.

INJURY SIZE MUST BE MEASURED ONLY AFTER REMOVING ALL DAMAGED CORDS.



BIAS TYRE PATCH

RECOMMENDED PATCH SELECTION CHART

For Through cut or damage up to 75% or more of the actual body plies

| Cross Ply | | Passenger and Truck | | | | | | | | |
|-------------|--------|---------------------|----|-----|-----|-----|-----|-----|-----|----------|
| | | Crown | | | | | | | | Sidewall |
| Injury Size | | PLY Rating of Tyres | | | | | | | | |
| MM | INCH | 4 | 6 | 8 | 10 | 12 | 14 | 16 | 18 | 12-18 |
| 3 | 1/8" | 1 | 1 | 1 | 1 | 1 | 2 | 2 | 2 | 2 |
| 6 | 1/4" | 2 | 2 | 4 | 4 | 4 | 4 | 32 | 32 | CSW 42 |
| 13 | 1/2" | 32 | 32 | 32 | 32 | 64 | 64 | 64 | 74 | CSW 84 |
| 25 | 1" | 42 | 42 | 52 | 64 | 64 | 74 | 74 | 86 | CSW 84 |
| 40 | 1-1/2" | 52 | 64 | 64 | 74 | 74 | 84 | 86 | 106 | CSW 104 |
| 50 | 2" | 64 | 64 | 74 | 84 | 86 | 86 | 106 | 126 | CSW 126 |
| 65 | 2-1/2" | - | 74 | 104 | 104 | 106 | 106 | 126 | 126 | CSW 126 |
| 75 | 3" | - | - | - | 106 | 126 | 126 | 126 | 146 | CSW 156 |
| 90 | 3-1/2" | - | - | - | 126 | 146 | 146 | 146 | 156 | CSW 156 |
| 100 | 4" | - | - | - | 146 | 146 | 146 | 146 | 158 | CSW 156 |
| 125 | 5" | - | - | - | - | - | 178 | 178 | 178 | CSW 178 |

PASSENGER RADIAL TYRE PATCH SELECTION CHART

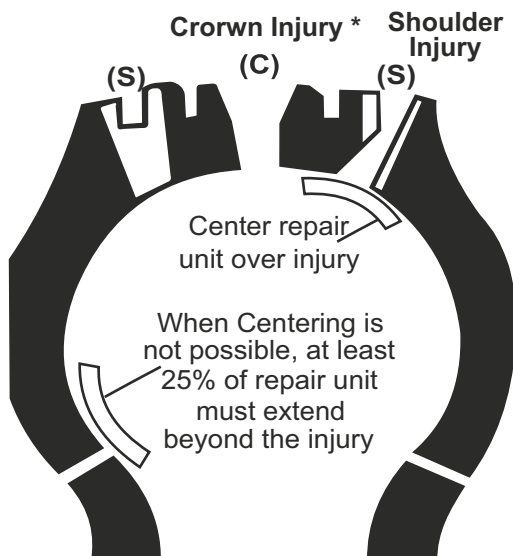
| Side wall Injury | | Crown Injury | | | |
|-------------------|----------------------------|---------------|--------------|-----------|---------------|
| Width (W) | Length (L) | MCX Patch No. | | Crown (C) | MCX Patch No. |
| Running Direction | Radial Direction | Up to 195 | From 205-255 | | |
| 1/4" (6mm) | Upto 1/2" (12mm) | 10 | 10 | | |
| 1/4" (6mm) | 1/2"-1-1/2" (12mm-37mm) | 12 | 12 | 1/4" | 10 |
| 1/4" (6mm) | 1-1/2"-2- 1/4" (37mm-57mm) | - | 14 | | |
| 3/8" (10mm) | Up to 1- 1/2" (37mm) | 12 | 12 | | |
| 3/8" (10mm) | 1-1/2"-2-1/4" (37mm-57mm) | - | 14 | 3/8" | 10 |
| 1/2" (15mm) | Up to 3/4" (18mm) | 12 | 12 | | |
| 1/2" (15mm) | 3/4"-1-1/2" (18mm-37mm) | 12 | 12 | 1/2" | 12 |
| 1/2" (15mm) | 1-1/2"-2" (37mm-50mm) | - | 14 | | |
| 3/4" (20mm) | Up to 1/2" (12mm) | 12 | 12 | | |
| 3/4" (20mm) | 1/2"-1-1/4" (12mm-31mm) | - | 12 | 3/4" | 12 |
| 3/4" (20mm) | 1-1/4"-1-3/4" (31mm-43mm) | - | 14 | | |
| 1" (25mm) | 1-1/2" (37mm) | 14 | 14 | 1" | 14 |
| 1" (25mm) | 1-1/2"-2" (37mm-50mm) | 14 | 14 | | |



RADIAL GIANT TYRE PATCH

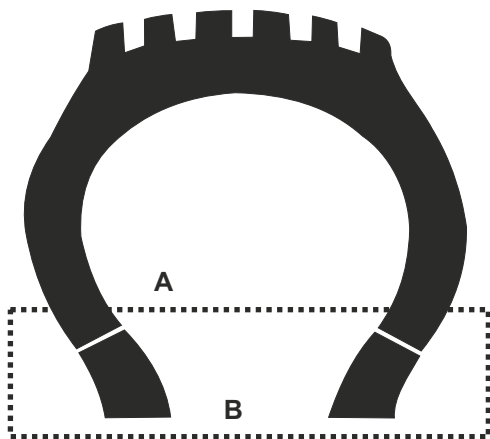
GIANT TYRE INJURY APPLICATION CHART - RADIAL

MCX RADIAL REPAIR UNIT USAGE



*CROWN INJURY (C) Measure max. diameter of damaged wire belt

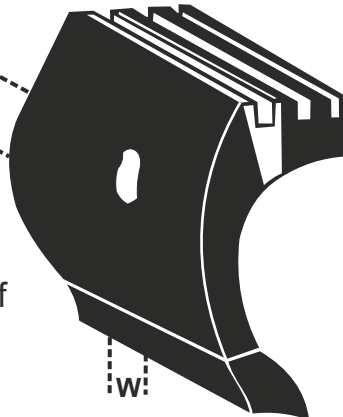
A-B NON-REPAIRABLE AREA



| Tyre Size | W | L |
|-----------------------------|--------|-------|
| (9.00-14.00) | 3" | 76mm |
| 16.00-18.00 (20.5-22.5) | 3-1/2" | 89mm |
| 21.00-29.5 (26.5-33.8) | 5" | 127mm |
| 30.00-33.00 (37.25-37.5) | 6" | 152mm |
| 36.00-UP | 7-1/2" | 191mm |

SIDEWALL INJURY

SIDE WALL INJURY
Measure (W) the width of the injury across the Radial Ply and (L) the length of the injury to determine the correct size repair unit.



MCX RADIAL GIANT TYRE REPAIR APPLICATION

| Tyre Cross Section | |
|--------------------|---|
| Group I | 14.00-16.00, 15.5, 17.5, 20.00, 20.5 |
| Group II | 18.00, 21.00, 23.5, 26.5, 35/65, 40/65 |
| Group III | 23.00, 27.00, 29.5, 30.00, 33.25, 33.5, 37.25, 37.5, 45 |
| Group IV | 36.00, 40.00 |
| Group V | 50.5 |

SHOULDER / SIDE WALL / CROWN TYRE REPAIR APPLICATION

| Sidewall Injury | | Crown / Shoulder Injury | | Tyre Size Group | | | | | | |
|-----------------|-----|-------------------------|-----|-----------------|----|---------------------|-----|----|----|----|
| W | X | L | (C) | (S) | I | II | III | IV | V | |
| in | mm | x in | mm | in | mm | Use Repair Unit No. | | | | |
| | | | | | | 24 | 24 | 24 | 24 | 24 |
| 3/8 | 10 | x 2-1/2 | 64 | Up to 3/8 | 10 | 24 | 24 | 24 | 24 | 24 |
| 1/2 | 13 | x 4 | 102 | | | 44 | 44 | 44 | 44 | 44 |
| 3/4 | 19 | x 3 | 76 | | | 44 | 44 | 44 | 44 | 44 |
| 1-1/4 | 32 | x 2 | 51 | 1 | 25 | 44 | 44 | 44 | 44 | 44 |
| 3/4 | 19 | x 6 | 152 | | | 46 | 46 | 46 | 46 | 46 |
| 1 | 25 | x 4-1/2 | 114 | | | 46 | 46 | 46 | 46 | 46 |
| 1-1/2 | 38 | x 3 | 76 | 1-1/2 | 38 | 46 | 46 | 46 | 46 | 46 |
| 1-1/4 | 32 | x 10 | 254 | | | 50 | 50 | 50 | 50 | 50 |
| 2 | 51 | x 8 | 203 | 2 | 51 | 50 | 50 | 50 | 50 | 50 |
| 1-3/8 | 60 | x 6-1/2 | 165 | | | 50 | 50 | 50 | 50 | 50 |
| 2 | 51 | x 10 | 254 | 2-1/2 | 64 | 52 | 52 | 52 | 52 | 52 |
| 3 | 76 | x 7 | 178 | | | 52 | 52 | 52 | 52 | 52 |
| 4 | 104 | x 5 | 127 | | | 52 | 52 | 52 | 52 | 52 |
| 4-1/2 | 114 | x 4 | 102 | | | 52 | 52 | 52 | 52 | 52 |
| 2 | 51 | x 14 | 356 | | | | 56 | 56 | 56 | 56 |
| 9 | 76 | x 9 | 229 | | | | 56 | 56 | 56 | 56 |
| | | | 56 | 3 | 76 | 56 | 56 | 56 | 56 | 56 |
| 4 | 104 | x 9 | 178 | | | | 56 | 56 | 56 | 56 |
| 4-1/2 | 114 | x 6 | 152 | | | | 56 | 56 | 56 | 56 |
| 2 | 51 | x 17 | 432 | | | | | 60 | 60 | 60 |
| 3 | 76 | x 11 | 276 | | | | | 60 | 60 | 60 |
| | | | | 3-1/2 | 86 | | 60 | 60 | 60 | 60 |
| 4 | 104 | x 8 | 203 | | | | | 60 | 60 | 60 |
| 4-1/2 | 114 | x 7 | 178 | | | | | 60 | 60 | 60 |



**RADIAL OTR TYRE CROWN REPAIR APPLICATION
(Non -flex to non- flex application)**

| Tyre Size | in | mm | Em Repair Unit* |
|--------------------------|-------|----|-----------------|
| 14.00, 15.5, 16.00 | 2-1/2 | 64 | 12 |
| 17.5, 18.00, 20.5, 21.00 | 3 | 76 | 14 |
| 23.5, 2.00, 26.5, 27.00 | 3-1/2 | 89 | 16 |
| 29.5, 33.25, 33.5, 37.5 | | | |
| 40/65, 65/65 | 3-1/2 | 89 | 16 |

*Note for Haulage tires next size larger repair unit than chart Indicates.

- Position repair unit edges perpendicular and parallel to bead, making sure, repair unit is positioned completely within crown area.
- See non-repairable bead area A-B on MCX Radial repair chart.

RADIAL OTR TYRE SHOULDER / SIDEWALL REPAIR PATCH APPLICATION(Non -flex to non- flex application)

| Tyre Size | Repair Unit* EMR - 15 | | | | Repair Unit* EMR -20 | | | | Repair Unit* EMR -27 | | | | Repair Unit* EMR -38 | | | | | | | |
|-------------|--------------------------|----|---|----|-------------------------|-------|-----|---|-------------------------|-----|-------|-----|-------------------------|--------|-----|-------|-----|---|--------|-----|
| | W | X | L | | W | X | L | | W | X | L | | W | X | L | | | | | |
| | in | mm | x | in | mm | in | mm | x | in | mm | in | mm | in | mm | x | in | mm | | | |
| 14.00, 15.5 | 3/4 | 19 | x | 6 | 152 | 2-1/4 | 57 | x | 8-3/4 | 222 | | | | | | | | | | |
| 17.5, 20.5 | 1 | 25 | x | 5 | 127 | 3-1/4 | 82 | x | 6-1/2 | 165 | | | | | | | | | | |
| 16.00 | 1-1/4 | 32 | x | 4 | 102 | 3-3/4 | 95 | x | 4-3/4 | 121 | | | | | | | | | | |
| | 1-3/4 | 44 | x | 3 | 76 | 4-3/4 | 121 | x | 3-1/2 | 89 | | | | | | | | | | |
| 18.00 | 3/4 | 19 | x | 6 | 152 | 2-1/4 | 57 | x | 8-3/4 | 222 | 2-1/4 | 57 | x | 11-3/4 | 298 | | | | | |
| 21.00 | 1 | 25 | x | 5 | 127 | 3-1/4 | 82 | x | 6-1/2 | 165 | 3-1/4 | 82 | x | 8-3/4 | 222 | | | | | |
| 23.5 | 1-1/4 | 32 | x | 4 | 102 | 3-3/4 | 95 | x | 4-3/4 | 121 | 3-3/4 | 95 | x | 6-3/4 | 171 | | | | | |
| 26.5 | 1-3/4 | 44 | x | 3 | 76 | 4-3/4 | 121 | x | 3-1/2 | 89 | 4-3/4 | 121 | x | 5-1/4 | 133 | | | | | |
| 24.00,27.00 | 3/4 | 19 | x | 6 | 152 | 2-1/4 | 57 | x | 8-3/4 | 222 | 2-1/4 | 57 | x | 11-3/4 | 298 | 2-1/4 | 57 | x | 15 | 381 |
| 29.5, 33.25 | 1 | 25 | x | 5 | 127 | 3-1/4 | 82 | x | 6-1/2 | 165 | 3-1/4 | 82 | x | 8-3/4 | 222 | 3-1/4 | 82 | x | 11 | 279 |
| 33.5 | 1-1/4 | 32 | x | 4 | 102 | 3-3/4 | 95 | x | 4-3/4 | 121 | 3-3/4 | 95 | x | 6-3/4 | 171 | 3-3/4 | 95 | x | 8-3/4 | 222 |
| 37.5 | 1-3/4 | 44 | x | 3 | 76 | 4-3/4 | 121 | x | 3-1/2 | 89 | 4-3/4 | 121 | x | 5-1/4 | 133 | 4-3/4 | 121 | x | 6-3/4 | 171 |
| 40 / 65 | | | | | | | | | | | | | | | | 2 | 51 | x | 15 | 381 |
| 65 / 65 | | | | | | | | | | | | | | | | 3-1/8 | 79 | x | 12 | 305 |
| | | | | | | | | | | | | | | | | 4-3/4 | 121 | x | 10-1/4 | 260 |

*See non-repairable bead area A-B on MCX Radial repair chart.



Kwik Patch Private Limited (Cell :+91-9500168196)

LIST OF CONVEYOR BELT & OTR REPAIR PATCHES

CONVEYOR BELT REPAIR PATCHES

| Sr. No. | Item | Size in mm | Fabric Ply |
|---------|------------|------------|------------|
| 1 | PLC 4-25 | 55 x 260 | No |
| 2 | PLC 4-50 | 55 x 510 | No |
| 3 | PLC 10-25 | 105 x 260 | No |
| 4 | PLC 10-50 | 105 x 510 | No |
| 5 | PLC 10-80 | 105 x 815 | No |
| 6 | PLC 10-110 | 105 x 1100 | No |
| 7 | PLC 15-75 | 155 x 765 | No |
| 8 | PLC 15-110 | 155 x 1100 | No |
| 9 | PLC 22-75 | 230 x 765 | No |
| 10 | PLC 40-75 | 410 x 765 | No |
| 11 | PLC 50.75 | 510 x 765 | No |
| 12 | PLC 20.30 | 220 x 320 | No |

| Sr. No. | Item | Size in mm | Fabric Ply |
|---------|------------|------------|------------|
| 13 | NPL 4-25 | 55 x 260 | 1 PLY |
| 14 | NPL 4-50 | 55 x 510 | 1 PLY |
| 15 | NPL 10-25 | 105 x 260 | 1 PLY |
| 16 | NPL 10-50 | 105 x 510 | 1 PLY |
| 17 | NPL 10-80 | 105 x 815 | 1 PLY |
| 18 | NPL 10-110 | 105 x 1100 | 1 PLY |
| 19 | NPL 15-75 | 155 x 765 | 2 PLY |
| 20 | NPL 15-110 | 155 x 1100 | 2 PLY |
| 21 | NPL 22.75 | 230 x 765 | 1 PLY |

KWIK OTR PATCHES

| Sr. No. | Product | Ply | Size in mm | Packing in one box |
|-------------------------------|---------|--------|------------|--------------------|
| (A) RADIAL OTR PATCHES | | | | |
| 1 | CX-4 | 4 | 178 x 254 | 5 |
| 2 | CX-5 | 5 | 203 x 305 | 5 |
| 3 | CX-6 | 5 | 241 x 394 | 2 |
| 4 | CX-7 | 6 | 267 x 445 | 2 |
| 5 | CX-8 | 6 | 483 x 292 | 2 |
| 6 | CX-10 | 6 | 240 x 750 | 5 |
| 7 | CX-13 | 9 | 356 x 686 | 5 |
| 8 | CX-14 | 9 | 400 x 760 | 5 |
| 9 | CX-15 | 10 | 455 x 505 | 5 |
| 10 | CX-16 | 10 | 455 x 760 | 5 |
| 11 | CX-17 | 10 | 455 x 860 | 5 |
| 12 | CX-18 | 10 | 520 x 585 | 2 |
| 13 | CX-40 | 4 | 114 x 505 | 5 |
| 14 | CX-50 | 5 | 125 x 505 | 5 |
| 15 | CX-60 | 5 | 200 x 600 | 2 |
| 16 | CX-80 | 6 | 240 x 675 | 2 |
| 17 | CX-100 | 6 | 265 x 850 | 2 |
| 18 | CX-120 | 6 | 300 x 910 | 1 |
| BIAS PLY OTR PATCHES | | | | |
| 1 | OTR 0 | 2 Ply | 220 x 220 | 10 |
| 2 | OTR 1 | 4 Ply | 265 x 285 | 5 |
| 3 | OTR 2 | 4 Ply | 330 x 360 | 5 |
| 4 | OTR 3 | 6 Ply | 340 x 360 | 5 |
| 5 | OTR 3.5 | 6 Ply | 450 x 465 | 2 |
| 6 | OTR 4 | 8 Ply | 510 x 530 | 2 |
| 7 | OTR 5 | 8 Ply | 575 x 595 | 2 |
| 8 | OTR 6 | 8 Ply | 600 x 620 | 2 |
| 9 | OTR 7 | 10 Ply | 640 x 675 | 2 |
| 10 | OTR 8 | 10 Ply | 650 x 710 | 2 |
| 11 | OTR 9 | 12 Ply | 680 x 750 | 2 |
| 12 | OTR 10 | 14 Ply | 705 x 775 | 2 |

| Sr. No. | Product | Ply | Size in mm | Packing in one box |
|----------------------------------|----------|--------|---------------|--------------------|
| BIAS OTR SIDEWALL PATCHES | | | | |
| 1 | CSOTR1 | 4 Ply | 190 x 295 | 5 |
| 2 | CSOTR2 | 4 Ply | 225 x 320 | 5 |
| 3 | CSOTR3 | 6 Ply | 260 x 356 | 5 |
| 4 | CSOTR3.5 | 6 Ply | 294 x 420 | 2 |
| 5 | CSOTR4 | 6 Ply | 345 x 485 | 2 |
| 6 | CSOTR5 | 4 Ply | 370 x 565 | 2 |
| 7 | CSOTR6 | 8 Ply | 415 x 615 | 2 |
| 8 | CSOTR7 | 10 Ply | 450 x 670 | 2 |
| 9 | CSOTR8 | 10 Ply | 500 x 720 | 2 |
| OTR MCX LARGE SIZE RADIAL | | | | |
| 1 | MCX 50 | 4 Ply | 200 x 560 | 5 |
| 2 | MCX 52 | 4 Ply | 255 x 757 | 5 |
| 3 | MCX 56 | 5 Ply | 265 x 735 | 5 |
| 4 | MCX 60 | 5 Ply | 265 x 1010 | 5 |
| 5 | MCX 55 | 5 Ply | 260 x 330 | 2 |
| 6 | MCX 65 | 6 Ply | 330 x 420 | 2 |
| 7 | MCX 68 | 7 Ply | 350 x 760 | 2 |
| 8 | MCX 80 | 2 Ply | 140 x 200 | 5 |
| 9 | MCX82 | 2 Ply | 190 x 265 | 5 |
| 10 | MCX 84 | 3 Ply | 215 x 300 | 5 |
| 11 | MCX 86 | 3 Ply | 247 x 345 | 5 |
| 12 | MCX 54 | 5 Ply | 255 x 575 | 5 |
| 13 | MCX 75 | 8 Ply | 450 x 530 | 2 |
| EMR PATCHES | | | | |
| 1 | KEMR 12 | 3 Ply | 3" x 11.5" | 5 |
| 2 | KEMR 14 | 4 Ply | 3.75" x 14" | 5 |
| 3 | KEMR 15 | 4 Ply | 5" x 16" | 5 |
| 4 | KEMR 16 | 4 Ply | 6.5" x 16.75" | 5 |
| 5 | KEMR 20 | 4 Ply | 9" x 20" | 5 |
| 6 | KEMR 27 | 6 Ply | 9.5" x 26.5" | 5 |



RADIAL TRUCK TYRES

RADIAL TYRE PATCH SELECTION CHART

| Side wall Injury | | | Crown Injury | |
|-------------------|------------------|-----------|--------------|-----------|
| Width (W) | Length (L) | Patch No. | Crown (C) | Patch No. |
| Running Direction | Radial Direction | MCX | | MCX |
| 1 Wire | Up to 1" 1/2" | 20 | 1/8" | 10 |
| 1 Wire | 1-1/2"-3" | 22 | 1/4" | 12 |
| 1 Wire | 3"-5" | 243 | | |
| 2 Wire | Up to 1" | 20 | | |
| 2 Wire | 1-1/2"-2" | 22 | | |
| 2 Wire | 1-1/2"-2" | 24 | | |
| 10mm(3/8") | Up to 3" | 40 | 3/8" | 20 |
| 10mm(3/8") | 3"-5" | 42 | | |
| 20mm(3/8") | Up to 2" | 40 | | |
| 20mm(3/8") | 2"-4-1/2" | 42 | 3/4" | 40 |
| 20mm(3/8") | 4-1/2"-5" | 44 | | |
| 25mm(1") | Up to 3" | 42 | 1" | 42 |
| 25mm(1") | 3"-4" | 44 | | |
| 40mm(1-1/2") | Up to 2 3/4" | 42 | | |
| 40mm(1-1/2") | 2 3/4"-3" | 44 | 1-1/2" | 44 |
| - | - | - | 1 1/2"-2" | 45 |
| - | - | - | 2" | 46 |

L= Length of damage along radial cords

W= Width of the damage across the radial cords

BIAS-OFF-THE-ROAD TYRE REPAIR PATCH SELECTION CHART

| Injury Size | | PLY Rating of Tyres | | | | | | | |
|-------------|-----|---------------------|-------|-------|-------|-------|-------|--------|--------------|
| IN | MM | 10-14 | 16-20 | 22-28 | 30-36 | 38-44 | 46-50 | 52 -54 | 54-60 & Over |
| 1/2 | 13 | 0 | 1 | 1 | 1 | 1 | 1 | 2 | 3 |
| 1 | 25 | 1 | 1 | 1 | 1 | 1 | 1 | 2 | 3 |
| 1-1/2 | 40 | 1 | 1 | 1 | 1 | 1 | 2 | 2 | 3 |
| 2 | 50 | 1 | 2 | 2 | 2 | 2 | 2 | 3 | 3 1/2 |
| 2-1/2 | 65 | 2 | 2 | 2 | 3 | 4 | 4 | 5 | 6 |
| 3 | 75 | 2 | 3 | 3 | 3.5 | 4 | 4 | 5 | 6 |
| 4 | 100 | 2 | 3 | 3.5 | 4 | 4 | 5 | 6 | 7 |
| 5 | 125 | - | 3.5 | 3.5 | 4 | 5 | 6 | 7 | 8 |
| 6 | 150 | - | 3.5 | 4 | 5 | 6 | 6 | 7 | 8 |
| 7 | 175 | - | 5 | 5 | 6 | 6 | 6 | 7 | 9 |
| 8 | 200 | - | - | 5 | 7 | 7 | 7 | 8 | 10 |
| 9 | 225 | - | - | 6 | 7 | 7 | 7 | 8 | - |
| 10 | 250 | - | - | 7 | 7 | 8 | 8 | - | - |
| 11 | 275 | - | - | 7 | 8 | 8 | 8 | - | - |
| 12 | 300 | - | - | 8 | 8 | 8 | 8 | - | - |

*Establish "Injury Size" by measuring maximum damage to top body PLY



Kwik Patch Private Limited (Cell :+91-9500168196)

Kwik Chemical & Dual Cure (Bias & Radial) Tyre Patches

KWIK CHEMICAL BIAS TYRE PATCHES

| Sr. No. | Product | Ply | Dimensions | Qty / Box |
|---|-------------------|-----|------------|-----------|
| Chemical Patches | | | | |
| 1 | C O | 1 | | 20 |
| 2 | C 1 | 1 | 40 | 20 |
| 3 | C KHD 1 / C2 | 1 | 60 | 20 |
| 4 | C KHD 2 / C 32 | 1 | 80 | 25 |
| 5 | C.KHD 3 / C 42 | 2 | 115 | 25 |
| 6 | C 52 | 4 | 135 | 10 |
| 7 | C KHD 4 / C 64 | 4 | 155 | 10 |
| 8 | C KHD 5 / C 74 | 4 | 180 | 10 |
| 9 | C 84 | 4 | 195 | 10 |
| 10 | C KHD 5.5 / C 86 | 6 | 205 | 10 |
| 11 | C KHD 6 / C 106 | 6 | 255 | 5 |
| 12 | C KHD 7 / C 126 | 6 | 305 | 5 |
| 13 | C KHD 8 / C 146 | 6 | 360 | 5 |
| 14 | C KHD 8.5 / C 148 | 8 | 360 | 5 |
| 15 | C KHD 9 / C 156 | 8 | 375 | 5 |
| 16 | C KHD 9.5 / C 158 | 8 | 400 | 5 |
| 17 | C KHD 10 / C 178 | 8 | 425 | 5 |
| Kwik Tyre Repair Patches - Chemical (Side Wall) - Cross Ply | | | | |
| 1 | CSW 3 / CS 42 | 2 | 115 | 25 |
| 2 | CSW 4 / CS 64 | 4 | 155 | 10 |
| 3 | CSW 5 / CS 84 | 4 | 205 | 10 |
| 4 | CSW 6 / CS 104 | 4 | 255 | 5 |
| 5 | CSW 7 / CS 126 | 6 | 305 | 5 |
| 6 | CSW 8 / CS156 | 6 | 430 | 5 |

KWIK DUAL CURE BIAS TYRE PATCHES PASSENGER / TRUCK / FARM

| Sr. No. | Product | Ply | Units / Box |
|---------|---------|-----|-------------|
| 1 | KWIK 1 | 1 | 20 |
| 2 | KWIK 2 | 2 | 10 |
| 3 | KWIK 3 | 3 | 10 |
| 4 | KWIK 4 | 4 | 10 |
| 5 | KWIK 5 | 5 | 10 |
| 6 | KWIK 6 | 6 | 5 |
| 7 | KWIK 7 | 7 | 5 |
| 8 | KWIK 8 | 8 | 5 |
| 9 | KWIK 9 | 9 | 5 |
| 10 | KWIK 10 | 10 | 5 |

KWIK CHEMICAL RADIAL TYRE PATCHES PASSENGER / TRUCK / FARM

| Sr. No. | Product | Ply | Dimensions | Qty / Box |
|---|---------|-----|------------|-----------|
| KWIK RADIAL TYRE PATCHES - PASSENGER TYRES | | | | |
| 1 | MCX 10 | 1 | 51 x 70 | 20 |
| 2 | MCX 12 | 1 | 60 x 105 | 10 |
| 3 | MCX 14 | 1 | 76 x 121 | 10 |
| KWIK RADIAL TYRE PATCHES - LIGHT TRUCK TYRES | | | | |
| 1 | MCX 20 | 2 | 76 x 102 | 10 |
| 2 | MCX 22 | 2 | 76 x 152 | 10 |
| 3 | MCX 24 | 2 | 76 x 210 | 10 |
| 4 | MCX 26 | 3 | 70 x 254 | 10 |
| 5 | MCX 28 | 3 | 70 x 318 | 5 |
| 6 | MCX 40 | 3 | 102 x 191 | 5 |
| 7 | MCX 42 | 4 | 127 x 254 | 5 |
| 8 | MCX 44 | 4 | 128 x 330 | 5 |
| KWIK RADIAL TYRE PATCHES FOR TRUCK TYRES | | | | |
| 1 | MCX 25 | 3 | 70 x 254 | 10 |
| 2 | MCX 35 | 4 | 125 x 175 | 5 |
| 3 | MCX 45 | 4 | 200 x 230 | 5 |
| TRACTOR / FARM PATCHES | | | | |
| 1 | T 425 | 4 | 255 | 10 |
| 2 | T 430 | 6 | 305 | 10 |
| 3 | T 435 | 6 | 306 | 10 |
| 4 | T 440 | 6 | 410 | 10 |
| 5 | T 443 | 6 | 430 | 10 |
| KWIK RADIAL TYRE PATCHES FOR TRACTOR (FARM) TYRES | | | | |
| 1 | MCX 80 | 2 | | 5 |
| 2 | MCX 82 | 3 | | 5 |
| 3 | MCX 84 | 3 | | 5 |
| 4 | MCX 86 | 3 | | 5 |

KWIK DUAL CURE RADIAL TYRE PATCHES PASSENGER / TRUCK / FARM

| Sr. No. | Products | Ply | Dimensions | Qty / Box |
|--|----------|-----|------------|-----------|
| KWIK Radial Tyre Patches - Passenger Tyres | | | | |
| 1 | MSX 10 | 1 | 51 x 70 | 20 |
| 2 | MSX 12 | 1 | 60 x 105 | 10 |
| 3 | MSX 14 | 1 | 76 x 121 | 10 |
| KWIK Radial Tyre Patches - Light Truck Tyres | | | | |
| 1 | MSX 20 | 2 | 76 x 102 | 10 |
| 2 | MSX 22 | 2 | 76 x 152 | 10 |
| 3 | MSX 24 | 2 | 76 x 210 | 10 |
| 4 | MSX 26 | 3 | 70 x 254 | 10 |
| 5 | MSX 28 | 3 | 70 x 318 | 5 |
| 6 | MSX 40 | 3 | 102 x 191 | 5 |
| 7 | MSX 42 | 4 | 127 x 254 | 5 |
| 8 | MSX 44 | 4 | 128 x 330 | 5 |
| Kwik Radial Tyre Patches - Truck Tyres | | | | |
| 1 | MSX 25 | 3 | 70 x 254 | 10 |
| 2 | MSX 35 | 4 | 125 x 175 | 5 |
| 3 | MSX 45 | 4 | 200 x 230 | 5 |
| Kwik Radial Tyre Patches - Tractor (Faram) Tyres | | | | |
| 1 | MSX 80 | 2 | | 5 |
| 2 | MSX 82 | 3 | | 5 |
| 3 | MSX 84 | 3 | | 5 |
| 4 | MSX 86 | 3 | | 5 |



Kwik Patch Private Limited (Cell :+91-9500168196)

Kwik Tube Patches, Tubeless Tyre Repairs & Kwik Cements

KWIK TUBELESS TYRE REPAIR PWPP, PLUG STEMS, STRINGS & MONOFILS

| Sr. No. | Product | Qty / Box |
|-----------------------------|-----------------------|-----------|
| PWPPs | | |
| 1 | 1/8 " PWPP | 40 |
| 2 | 1/4 " PWPP | 40 |
| 3 | 3/8 " PWPP | 40 |
| PLUG STEMS | | |
| 1 | 1/4" PLUG STEMS | 40 |
| 2 | 3/8" PLUG STEMS | 25 |
| 3 | 1/2" PLUG STEMS | 25 |
| 4 | 3/4" PLUG STEMS | 20 |
| 5 | 1" PLUG STEMS | 20 |
| STRINGS | | |
| 1 | 4"HDBLACK | 50 |
| 2 | 4"HD BROWN | 50 |
| 3 | 8"HD BLACK | 25 |
| 4 | 8"HD BROWN | 25 |
| 5 | 4"HD BLACK LEAD FREE | 50 |
| 6 | 8" HD BLACK LEAD FREE | 25 |
| MONOFILS (TEMPSEALS) | | |
| 1 | 4" MONOFILS | 50 |

KWIK TUBE REPAIR PATCHES

| Sr. No. | Item | Dimensions | Qty / Box |
|---------------------------------------|-----------------|------------|-----------|
| Dual Cure Tube Patches | | | |
| 1 | Cycle Sheet | | 100 |
| 2 | Cycle Round | | 100 |
| 3 | Cycle Square | | 100 |
| 4 | Cycle 2WP Strip | | 25 |
| 5 | DOT | | 100 |
| 6 | SPOT Round | | 50 |
| 7 | SPOT Oval | | 50 |
| 8 | SMALL ROUND | | 40 |
| Chemical Tube Patches (Round) | | | |
| 1 | CCP (PAPER) | 23 | 150 |
| 2 | CCP (ALUMINIUM) | 23 | 150 |
| 3 | B1 | 28 | 100 |
| 4 | PP0 | 30 | 50 |
| 5 | PP1 | 38 | 50 |
| 6 | PP2 | 48 | 25 |
| 7 | PP3 | 56 | 25 |
| 8 | PP4 | 75 | 25 |
| 9 | PP5 | 95 | 10 |
| 10 | PP6 | 116 | 10 |
| Chemical Tube Patches (Oval) | | | |
| 1 | B0 | 27X40 | 50 |
| 2 | B2 | 25X60 | 50 |
| 3 | PP7 | 76X37 | 25 |
| 4 | PP8 | 102X44 | 25 |
| 5 | PP9 | 160X76 | 10 |
| 6 | PP10 | 190X95 | 10 |
| 7 | PP11 | 255X54 | 10 |

KWIK CEMENTS

| Sr. No. | Item | Qty / Box |
|---|------------------------------|-----------|
| CHEMICALS | | |
| a) Kwik Chemical Vulcanising Fluid | | |
| 1 | Kwik Sol 20 ml Tube | 25 |
| 2 | Kwik Sol 60 ml Tube | 25 |
| 3 | Kwik Sol 300 ml TIN | 32 |
| 4 | Kwik Sol 1000 ml TIN | 10 |
| b) Kwik Repair Sealer | | |
| 1 | Kwik Repair Sealer 500 ml | 6 |
| 2 | Kwik Repair Sealer 1000 ml | 6 |
| c) Kwik Cleaning Fluid | | |
| 1 | Kwik Cleaning 300 ml | 32 |
| 2 | Kwik Cleaning 1000 ml | 6 |
| d) Kwik Bead Sealer 1000 | | |
| 1 | Kwik Bead Sealer 1000 ml | 6 |
| e) Kwik Fast Dry Cement | | |
| 1 | Kwik Litre FDC Clear 1000 ml | 6 |
| 2 | Kwik Litre FDC Clear 300 ml | 32 |
| f) Kwik HV Chemical Cement Blue | | |
| 1 | Kwik HD Blue 1000 ml | 6 |
| 2 | Kwik HD Blue 300 ml | 32 |

KWIK - CRF, BVC & BONDING GUM

| Sr. No. | Item | Qty / Box |
|---------|--|-----------|
| 1 | Cord Repair Fabric Roll of 5 Mtrs Each | 5 Mtrs |
| 2 | Black Vulcanising Cement | 26 ltrs |
| 3 | Bonding Gum Roll of 5 kg X 6 roll / box | 30 kg |